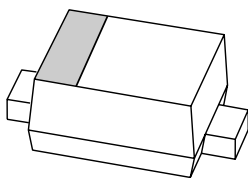
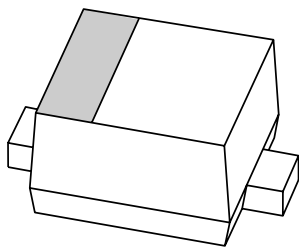


# DATA SHEET



## **BB145B; BB145B-01** Low-voltage variable capacitance diodes

Product specification  
Supersedes data of 1999 Dec 15

2002 Nov 18

# Low-voltage variable capacitance diodes

# BB145B; BB145B-01

## FEATURES

- Ultra small plastic SMD package
- C4: 2.75 pF; ratio: 2.4
- Low series resistance.

## PINNING

PIN	DESCRIPTION
1	cathode
2	anode

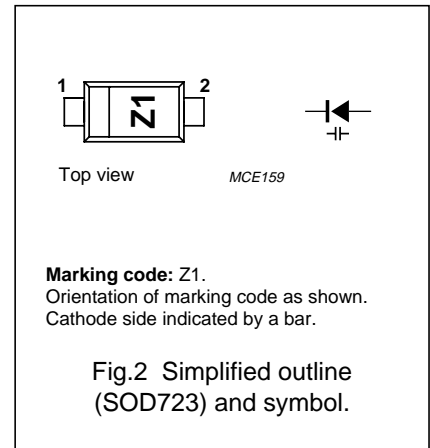
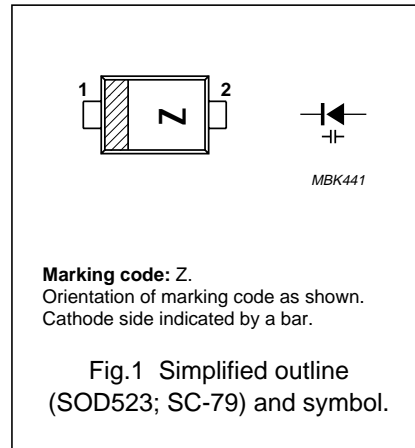
## APPLICATIONS

- Voltage controlled oscillators (VCO).

## DESCRIPTION

The BB145B is a planar technology variable capacitance diode in a SOD523 (SC-79) package.

The BB145B-01 is a planar technology variable capacitance diode in a SOD723 package.



## LIMITING VALUES

In accordance with the Absolute Maximum Rating System (IEC 60134).

SYMBOL	PARAMETER	CONDITIONS	MIN.	MAX.	UNIT
$V_R$	continuous reverse voltage		–	6	V
$V_{RM}$	peak reverse voltage	in series with a 10 k $\Omega$ resistor	–	8	V
$I_F$	continuous forward current		–	20	mA
$T_{stg}$	storage temperature		–55	+150	°C
$T_j$	operating junction temperature		–55	+150	°C

## ELECTRICAL CHARACTERISTICS

$T_j = 25\text{ °C}$  unless otherwise specified.

SYMBOL	PARAMETER	CONDITIONS	MIN.	MAX.	UNIT
$I_R$	reverse current	$V_R = 6\text{ V}$ ; see Fig.4	–	10	nA
		$V_R = 6\text{ V}$ ; $T_j = 85\text{ °C}$ ; see Fig.4	–	200	nA
$r_s$	diode series resistance	$f = 470\text{ MHz}$ ; $V_R = 1\text{ V}$	–	0.6	$\Omega$
$C_d$	diode capacitance	$V_R = 1\text{ V}$ ; $f = 1\text{ MHz}$ ; see Figs 3 and 5	6.4	7.2	pF
		$V_R = 4\text{ V}$ ; $f = 1\text{ MHz}$ ; see Figs 3 and 5	2.55	2.95	pF
$\frac{C_{d(1V)}}{C_{d(4V)}}$	capacitance ratio	$f = 1\text{ MHz}$	2.2	–	

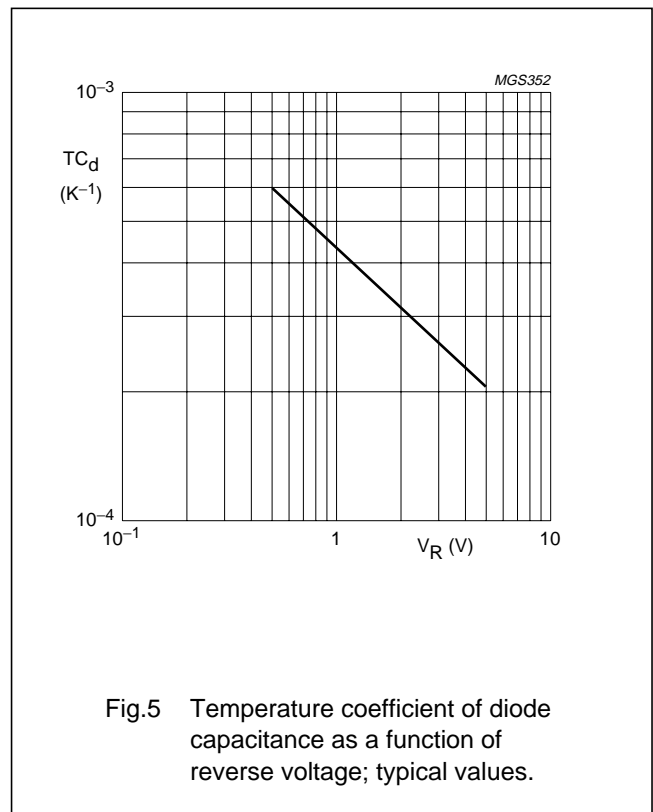
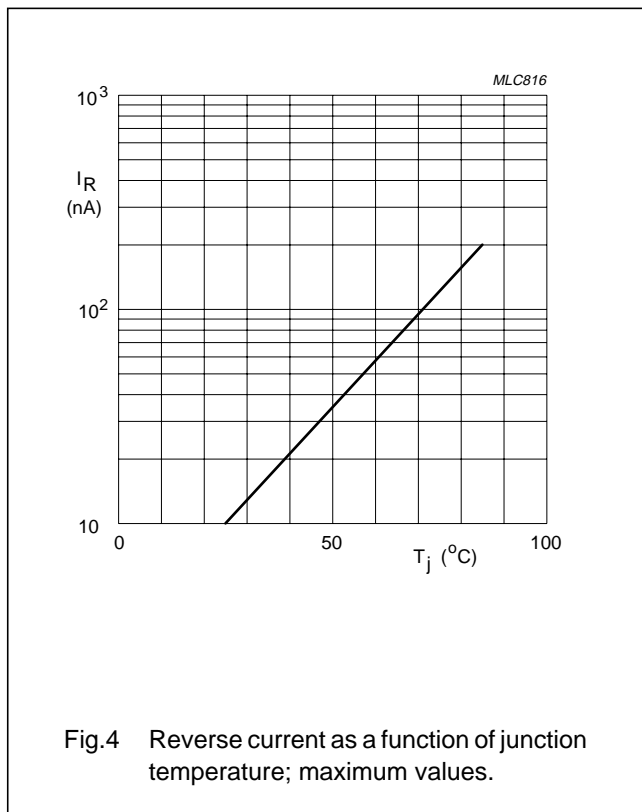
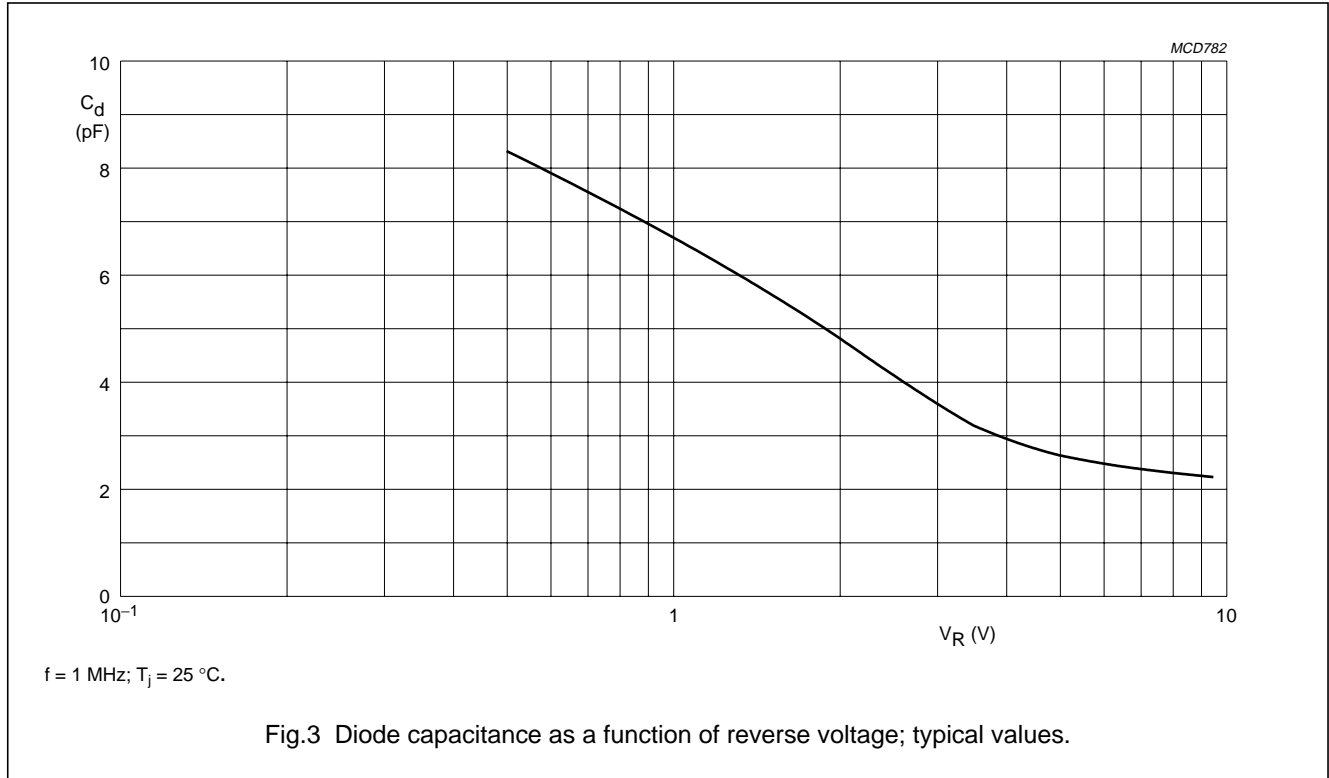
## CAUTION

This product is supplied in anti-static packing to prevent damage caused by electrostatic discharge during transport and handling. For further information, refer to Philips specs.: SNW-EQ-608, SNW-FQ-302A and SNW-FQ-302B.

Low-voltage variable capacitance diodes

BB145B; BB145B-01

GRAPHICAL DATA



Low-voltage variable capacitance diodes

BB145B; BB145B-01

PACKAGE OUTLINE

Plastic surface mounted package; 2 leads

SOD523

**DIMENSIONS (mm are the original dimensions)**

UNIT	A	bp	c	D	E	HE	v
mm	0.7 0.5	0.35 0.25	0.2 0.1	1.3 1.1	0.9 0.7	1.7 1.5	0.15

**Note**  
1. The marking bar indicates the cathode.

OUTLINE VERSION	REFERENCES				EUROPEAN PROJECTION	ISSUE DATE
	IEC	JEDEC	EIAJ			
SOD523			SC-79			98-11-25

Plastic surface mounted package; 2 leads

SOD723

**DIMENSIONS (mm are the original dimensions)**

UNIT	A	bp	c	D	E	HE	Lp
mm	0.55 0.49	0.32 0.25	0.15 0.08	1.05 0.95	0.65 0.55	1.45 1.35	0.27 0.13

**Note**  
1. The marking bar indicates the cathode.

OUTLINE VERSION	REFERENCES				EUROPEAN PROJECTION	ISSUE DATE
	IEC	JEDEC	JEITA			
SOD723						02-07-05

## Low-voltage variable capacitance diodes

BB145B; BB145B-01

## DATA SHEET STATUS

LEVEL	DATA SHEET STATUS <sup>(1)</sup>	PRODUCT STATUS <sup>(2)(3)</sup>	DEFINITION
I	Objective data	Development	This data sheet contains data from the objective specification for product development. Philips Semiconductors reserves the right to change the specification in any manner without notice.
II	Preliminary data	Qualification	This data sheet contains data from the preliminary specification. Supplementary data will be published at a later date. Philips Semiconductors reserves the right to change the specification without notice, in order to improve the design and supply the best possible product.
III	Product data	Production	This data sheet contains data from the product specification. Philips Semiconductors reserves the right to make changes at any time in order to improve the design, manufacturing and supply. Relevant changes will be communicated via a Customer Product/Process Change Notification (CPCN).

## Notes

1. Please consult the most recently issued data sheet before initiating or completing a design.
2. The product status of the device(s) described in this data sheet may have changed since this data sheet was published. The latest information is available on the Internet at URL <http://www.semiconductors.philips.com>.
3. For data sheets describing multiple type numbers, the highest-level product status determines the data sheet status.

## DEFINITIONS

**Short-form specification** — The data in a short-form specification is extracted from a full data sheet with the same type number and title. For detailed information see the relevant data sheet or data handbook.

**Limiting values definition** — Limiting values given are in accordance with the Absolute Maximum Rating System (IEC 60134). Stress above one or more of the limiting values may cause permanent damage to the device. These are stress ratings only and operation of the device at these or at any other conditions above those given in the Characteristics sections of the specification is not implied. Exposure to limiting values for extended periods may affect device reliability.

**Application information** — Applications that are described herein for any of these products are for illustrative purposes only. Philips Semiconductors make no representation or warranty that such applications will be suitable for the specified use without further testing or modification.

## DISCLAIMERS

**Life support applications** — These products are not designed for use in life support appliances, devices, or systems where malfunction of these products can reasonably be expected to result in personal injury. Philips Semiconductors customers using or selling these products for use in such applications do so at their own risk and agree to fully indemnify Philips Semiconductors for any damages resulting from such application.

**Right to make changes** — Philips Semiconductors reserves the right to make changes in the products - including circuits, standard cells, and/or software - described or contained herein in order to improve design and/or performance. When the product is in full production (status 'Production'), relevant changes will be communicated via a Customer Product/Process Change Notification (CPCN). Philips Semiconductors assumes no responsibility or liability for the use of any of these products, conveys no licence or title under any patent, copyright, or mask work right to these products, and makes no representations or warranties that these products are free from patent, copyright, or mask work right infringement, unless otherwise specified.

Low-voltage variable capacitance diodes

BB145B; BB145B-01

---

**NOTES**

Low-voltage variable capacitance diodes

BB145B; BB145B-01

---

**NOTES**

# ***Philips Semiconductors – a worldwide company***

## **Contact information**

For additional information please visit <http://www.semiconductors.philips.com>. Fax: +31 40 27 24825

For sales offices addresses send e-mail to: [sales.addresses@www.semiconductors.philips.com](mailto:sales.addresses@www.semiconductors.philips.com).

© Koninklijke Philips Electronics N.V. 2002

SCA74

All rights are reserved. Reproduction in whole or in part is prohibited without the prior written consent of the copyright owner.

The information presented in this document does not form part of any quotation or contract, is believed to be accurate and reliable and may be changed without notice. No liability will be accepted by the publisher for any consequence of its use. Publication thereof does not convey nor imply any license under patent- or other industrial or intellectual property rights.

Printed in The Netherlands

613512/02/pp8

Date of release: 2002 Nov 18

Document order number: 9397 750 10597

*Let's make things better.*

**Philips  
Semiconductors**



**PHILIPS**